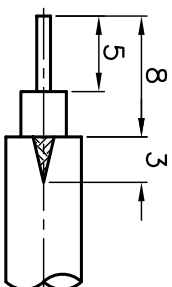
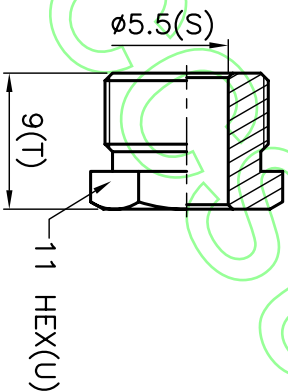
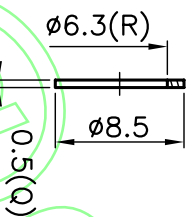
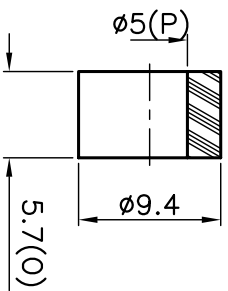
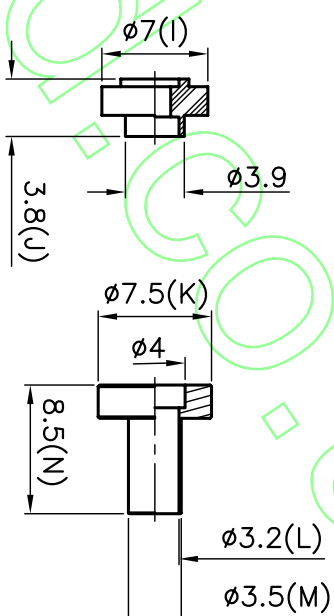
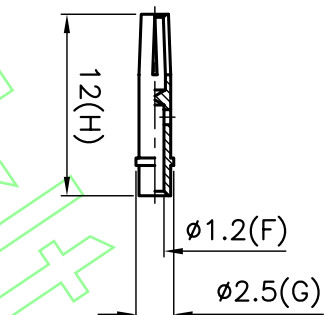
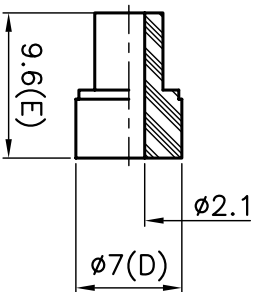
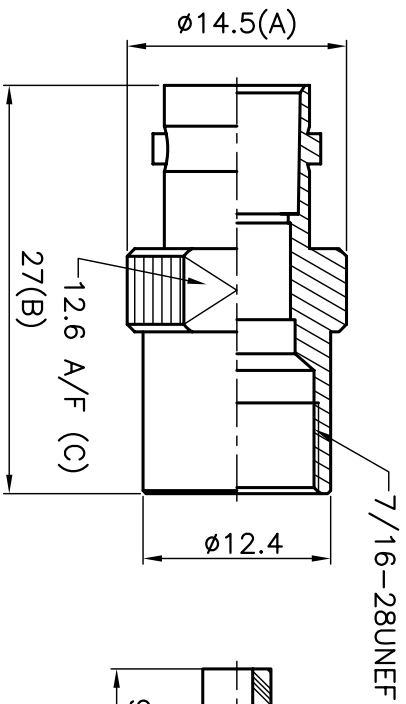


ISS	DESCRIPTION	DATE

REVISIONS

RoHS COMPLIANT




RECOMMENDED
CABLE STRIPPING DIM'S

CONNECTORS CABLES

1. CONTACT PIN TO SOLDER

NOTES: FINISH (PLATING THICKNESS IN MICRO-INCHES)

- BRASS PER QQ-B-626
- NICKEL PL 70 MIN THICK OVER COPPER STRIKE
- GOLD FLUSH OVER NICKEL PL 70 MIN THICK OVER COPPER STRIKE
- TEFLON MIL-P-19468
- BRASS JIS H 3100, C 2680



TITLE: BNC FEMALE CLAMP

FOR RG223 RG142 CABLE

PART NO: BJSC223

DRAWING NO: .

APRD:	UNLESS OTHERWISE SPECIFIED TOLERANCES
CHKD:	0.5-6 = ±0.2
DR:	>6-30 = ±0.4
DATE: 02/08/07"	>30-120 = ±0.6
SHEET: .	>120-315 = ±1.0
	>315-1000 = ±1.6
	ANGLES = ±5°

NO.	DESCRIPTION	MATERIAL	FINISH	NO.	DESCRIPTION	MATERIAL	FINISH
8	NUT	NOTE 1	NOTE 2	KA/2005/10527	KA/2005/60362	KA/2005/10527	KA/2005/60362
7	WASHER	NOTE 5	NOTE 2	KA/2005/10527	KA/2005/60362	KA/2005/10527	KA/2005/60362
6	GASKET	SILICONE	WHITE	KA/2005/10529		KA/2005/10529	
5	BRAID HOLDER	NOTE 1	NOTE 2	KA/2005/10527	KA/2005/60362	KA/2005/10527	KA/2005/60362
4	INSULATOR	NOTE 4	WHITE	KA/2005/50918		KA/2005/50918	
3	CONTACT PIN	NOTE 1	NOTE 3	KA/2005/10527	KA/2005/30993	KA/2005/10527	KA/2005/30993
2	INSULATOR	NOTE 4	WHITE	KA/2005/50918		KA/2005/50918	
1	BODY	NOTE 1	NOTE 2	KA/2005/10527	KA/2005/60362	KA/2005/10527	KA/2005/60362